

Bookmark Details:

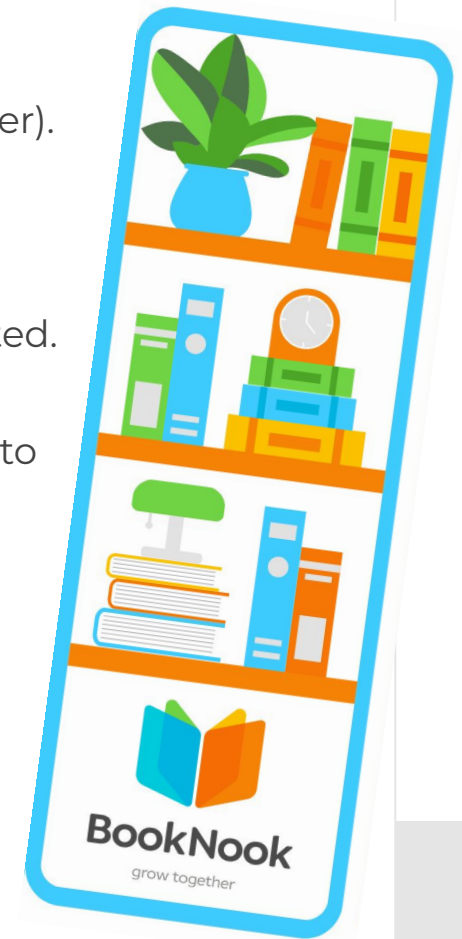
- Includes 12 BookNook bookmarks in color & blackline
- Individual bookmarks each approximately 2.5 x 7 inches



Full-Size Printing (8.5 x 11 inch paper):

1. Open the PDF file in your preferred PDF viewer (e.g., Adobe Reader).
2. Select Print and ensure the following settings:
 - ✓ **Page Size:** Set to Actual Size or 100% to avoid scaling.
 - ✓ **Orientation:** Select Landscape if not automatically detected.
3. Print either the color set (pgs. 2-4) or the blackline set (pgs. 5-7). Blackline bookmarks can be printed on white paper for students to color or print on colored paper.
4. Optional: Use cardstock for more durability.
5. Optional: Laminate the bookmarks for long-term use.

Ideas for Use:

- Distribute bookmarks to accompany [Student Certificates](#) and celebrate success.
- Use as incentives for completing a [Progress Tracker](#) row.
- Give out bookmarks to build excitement before your BookNook launch.





You are
capable
of
amazing
things



Let's
learn
something
new



Learning
is
better,
together




Every
expert
was
once a
beginner






Believe
in
yourself
& you're
halfway
to
success




Progress
is
progress,
one
session
at a
time

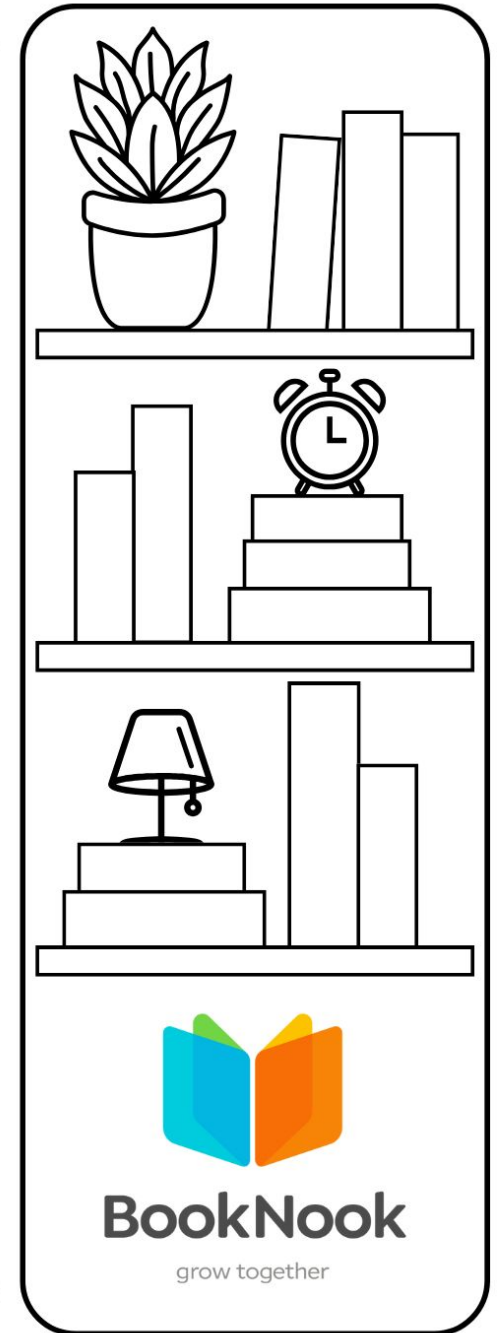
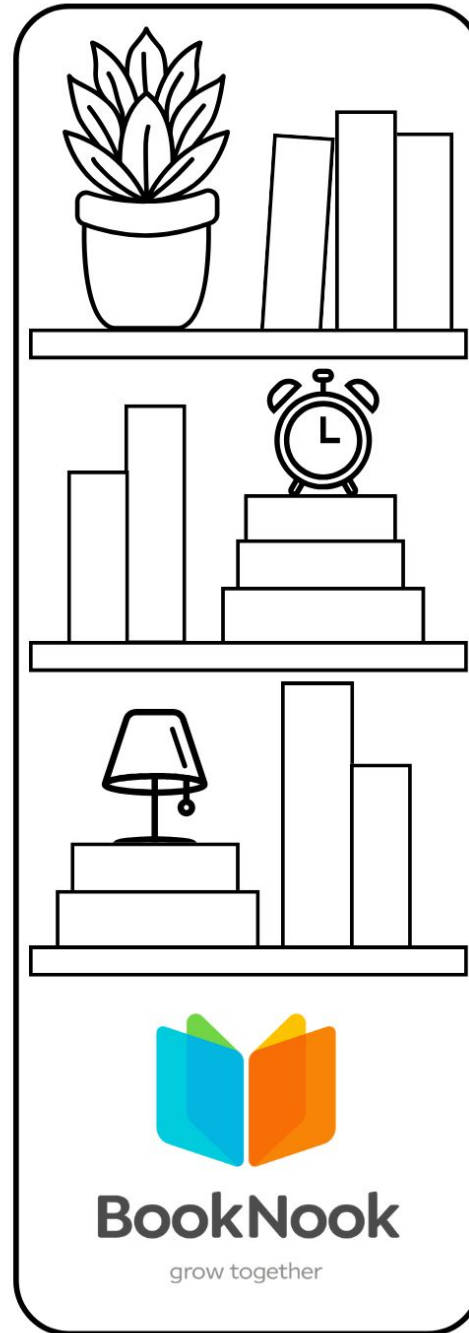
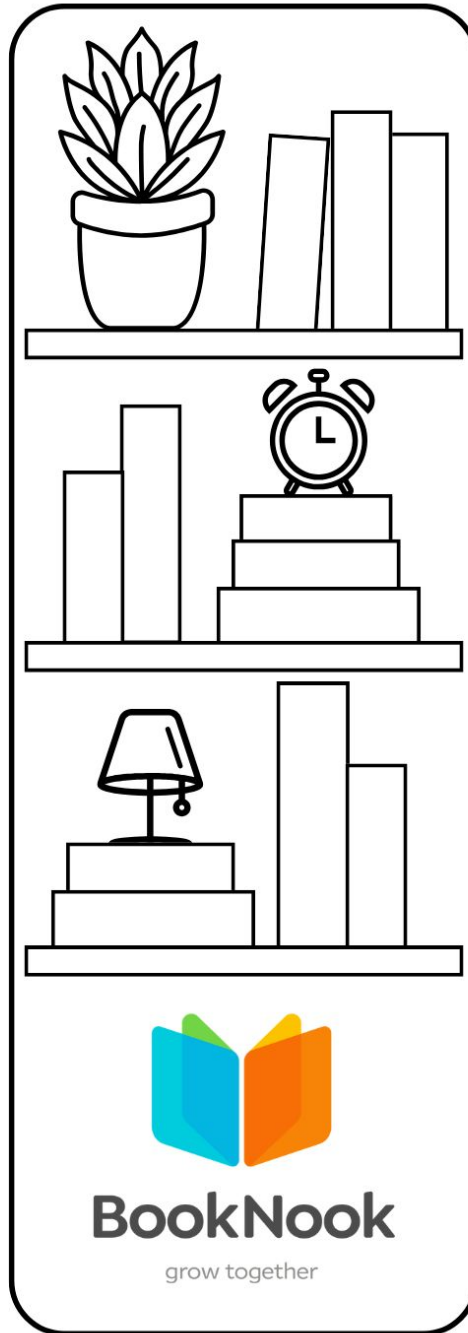



Every
challenge
is an
opportunity
to grow

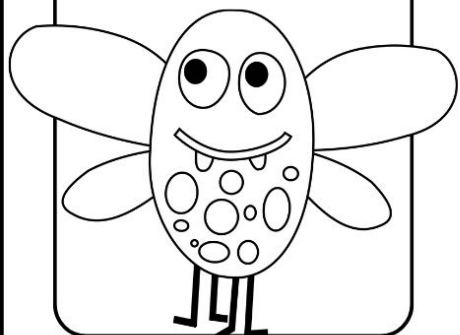


Learning
should
always
be this
fun







You are
capable
of
amazing
things




Let's
learn
something
new



Learning
is
better,
together




Every
expert
was
once a
beginner







Believe
in
yourself
& you're
halfway
to
success



Progress
is
progress,
one
session
at a
time



Every
challenge
is an
opportunity
to grow



Learning
should
always
be this
fun

