



## Student Login Guide



### LOGGING INTO THE BOOKNOOK PLATFORM

*Click the Table of Contents below to jump to the instructions for students' assigned login type at your site:*

- [Manual Login...page 2](#)
- [Clever Login...page 3](#)
- [ClassLink Login...page 4](#)

View student-friendly videos for each login type here:

<https://help.booknook.com/student-booknook-login-instructions/>

*Login information is the same for all device types*

## Logging into your BookNook Session

- Use a computer, laptop, iPad, or Chromebook to complete a BookNook session.
- Use a supported web browser such as Google Chrome, Safari, or Microsoft Edge. Google Chrome is our recommended web browser.

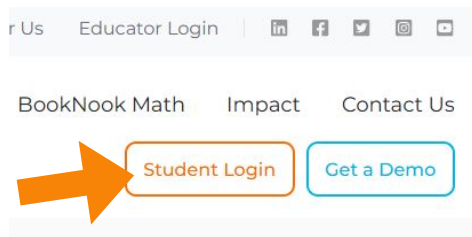


**Tip: Bookmark or add a shortcut to the Student Login Page for future use:**  
<https://app.booknooklearning.com/student/login>

## STUDENTS

# 1

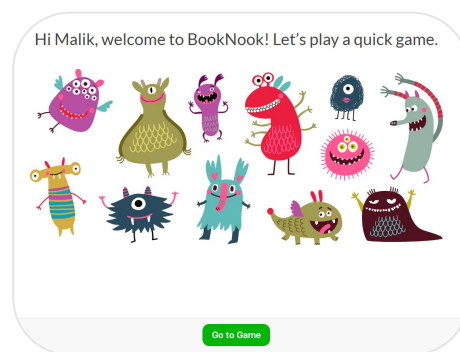
Students will go to [booknook.com](https://booknook.com) using a supported browser window, and click on the **Student Login** button.



Students will type in their username and click the Log in button.

# 2

Once students are logged in, they will have the option to play a game until their tutor invites them into the session.



# 3

When the tutor starts the session, a pop-up window will appear on the students' screen inviting them to join the session. Students should click the **Join Now** button.

Hi, Malik! Your BookNook session with Teacher Erin is starting.

**Join Now**

[Create login cards for students here](#)



## Need Help?

Check with your site's point of contact for information regarding usernames from BookNook. Students do not need a password to login to BookNook.

Need additional support? Contact [BookNook Customer Care](#)

## Logging into your BookNook Session

- Use a computer, laptop, iPad, or Chromebook to complete a BookNook session.
- Use a supported web browser such as Google Chrome, Safari, or Microsoft Edge. Google Chrome is our recommended web browser.



**Do not manually add students to or remove students from the BookNook Platform. They will not be connected through Clever.**

## STUDENTS

# 1

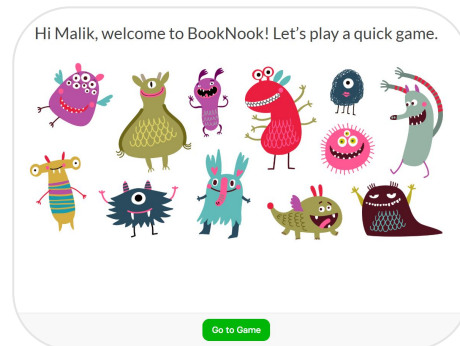
Students will access BookNook through **Clever**. Using a supported browser window, go to your district or school's Clever portal. Once logged in to Clever, **click on the BookNook logo in the Clever portal.**



*\*This is usually linked on your district site or LMS, or at [clever.com/login](https://clever.com/login) by searching your district or school name.*

# 2

Once students are logged in, they will have the option to play a game until their tutor invites them into the session.



# 3

When the tutor starts the session, a pop-up window will appear on the students' screen inviting them to join the session. Students should click the **Join Now** button.

Hi, Malik! Your BookNook session with Teacher Erin is starting.

**Join Now**



## Need Help?

If students are having issues with a Clever account, be sure to contact the Clever administrator or leadership at your site.

Need additional support? Contact [BookNook Customer Care](#)

## Logging into your BookNook Session

- Use a computer, laptop, iPad, or Chromebook to complete a BookNook session.
- Use a supported web browser such as Google Chrome, Safari, or Microsoft Edge. Google Chrome is our recommended web browser.



**Do not manually add students to or remove students from the BookNook Platform. They will not be connected through ClassLink.**

## STUDENTS

# 1

Students will access BookNook through **ClassLink**.

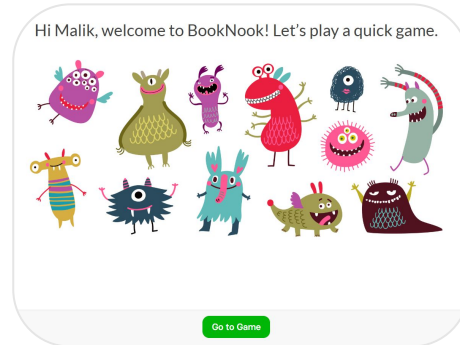
Using a supported browser window, go to your district or school's ClassLink portal or LaunchPad. Once logged in to ClassLink, **click on the BookNook logo**.



*This is usually linked on your district site or LMS, or can be accessed at [launchpad.classlink.com/login](http://launchpad.classlink.com/login)*

# 2

Once students are logged in, they will have the option to play a game until their tutor invites them into the session.



# 3

When the tutor starts the session, a pop-up window will appear on the students' screen inviting them to join the session. Students should click the **Join Now** button.

Hi, Malik! Your BookNook session with Teacher Erin is starting.

**Join Now**



## Need Help?

If students are having issues with a ClassLink account, be sure to contact the ClassLink administrator or leadership at your site.

*Need additional support? Contact [BookNook Customer Care](#)*